



ISSN 2349-638X

REVIEWED INTERNATIONAL JOURNAL

**AAYUSHI
INTERNATIONAL
INTERDISCIPLINARY
RESEARCH JOURNAL
(AIIRJ)**

MONTHLY PUBLISH JOURNAL

VOL-I

ISSUE-VI

Nov.

2014

Address

- Vikram Nagar, Boudhi Chouk, Latur.
- Tq. Latur, Dis. Latur 413512
- (+91) 9922455749, (+91) 9158387437

Email

- editor@aiirjournal.com
- aiirjpramod@gmail.com

Website

- www.aiirjournal.com

CHIEF EDITOR – PRAMOD PRAKASHRAO TANDALE

A Study of Simplicity of the Stories in the Rapid Reading Section in the XII Class English Textbook

Pravin R. P. Patil

Research Student,
Shivaji University, Kolhapur.

Pravin4ppatil@gmail.com

ABSTRACT

Reading is one of the most important language skills in the learning of a foreign language. The present paper intends to examine the simplicity of the short stories in the Rapid Reading Section of XII class English Textbook prescribed by Maharashtra State Board of Secondary and Higher Secondary Education Pune. The presenter intends to present data collected through textual analysis and through a questionnaire administered for the students of XII class in two colleges in Hatkanangale and Panhala taluka by using random sampling method.

1.1 INTRODUCTION:

There are four basic language skills viz. listening, speaking, reading and writing. Listening and speaking are called as receptive skills whereas speaking and writing are known as productive skills (Paliwal, 67).

Reading is one of the most essential language skills in learning a foreign language. It avails an opportunity to know new facts, new knowledge. It trains one's mind and broadens her/his outlook. (Sharma and Sharma, 298)

The following are the essentials for a good reader:

- i. Who can read with accuracy of pronunciation.
- ii. Who can read easily, smoothly and fluently.

iii. Who can understand what he has read. This involves Reading with proper intonation, rhythm and stress.

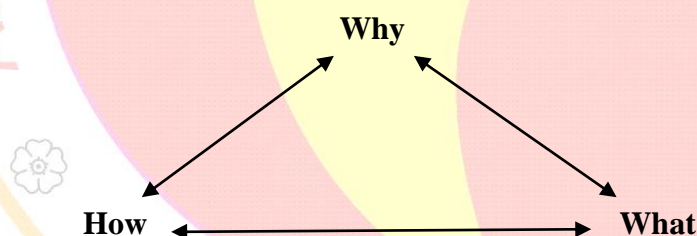
iv. Who takes pleasure in reading. He, who takes pleasure in reading, develops an appetite for gaining knowledge. The more he reads, the more hungrier he grows and qualifies for his entrance to the “unbounded field of knowledge”

v. Reading aloud is a helpful exercise for the development of good speech. Silent Reading promotes understanding and expression. (Sharma and Sharma, 299)

According to Nagaraj (2008, 125), it is essential to understand:

- i. Why a person reads or the ‘purpose’
- ii. How a person reads or method, which is related to the purpose.
- iii. What a person reads, or materials which is in turn related to the purpose and the method.

She puts it in a diagram, which is as follows,



(Nagaraj, 125)

1.2 DEFINITION OF THE TERMS:

I. **Reading:** i) “The particular way in which you understand a book, situation etc.”

(Hornby, 1054)

ii) “Identifying of written or printed words: the identifying of combinations of written or printed letters or characters as words in a language and understanding their meaning.”

(Rooney et. al. 1563)

II. **Analysis:** “The detailed study or examination of something in order to understand more about it.” (Hornby, 39)

III. **Rapid Reading:** “the skill of reading with speed.”

(In Introduction of Yuvakbharati: A Coursebook in English Std. XII)

1.3 OBJECTIVES:

1. To study simplicity of vocabulary of the four short stories in the Rapid Reading Section of the text.
2. To study simplicity of structure of the four short stories in the Rapid Reading Section of the text.
3. To study simplicity of language style of the four short stories in the Rapid Reading Section of the text.
4. To study simplicity in reading and understanding the subject matter of the four short stories in the Rapid Reading Section of the text.

1.4 SCOPE AND LIMITATIONS:

The scope of the study is strictly limited to the four stories in the Rapid Reading Section of the Yuvakbharati: A Coursebook in English Standard XII, prescribed by the Maharashtra State Board of Secondary and Higher Secondary Education. The scope is further limited to the two colleges and hundred students studying in the academic year 2013-14 from those colleges for whom questionnaire was administrated. The study does not consider semantic and pragmatic simplicity for the study.

1.5 HYPOTHESIS:

All the four stories in the Rapid Reading Section of Yuvakbharati: A Coursebook in English Standard XII, are reader friendly and easy to read and understand.

1.6 RESEARCH METHODOLOGY:

For the present study, the researcher has used the following sample design and data collection methods. To find out results of the study, the researcher has used some statistical methods such as percentage.

1.6.1. SAMPLE DESIGN:

The main aim of the study is to find out the simplicity of the stories in the Rapid Reading Section of the textbook of English for Standard XII prescribed by the Maharashtra State Board of Secondary and Higher Secondary Education. For the present research work, the researcher has selected two junior colleges, one of which is from Panhala taluka and the other is form Hatkanangale taluka from Kolhapur district of Maharashtra state by using random sampling method.

Table No. 1
Selection of students of Junior Colleges

Sr. No.	Name of Taluka	Total No. sample colleges	Total No. of sample students
1	Hatkanangale	1	50
2	Panhala	1	50
	Grand Total=	2	100

1.6.2. COLLECTION OF DATA:

For the present study the researcher has selected primary as well as secondary data.

1.6.2.1. PRIMARY DATA:

The researcher has collected primary data through following research tools.

1.6.2.1.1. QUESTIONNAIRE FOR THE STUDENTS OF THE JUNIOR COLLEGES:

A questionnaire was formulated for the students to collect data relevant to the study and was administered to 100 students out of which 50 students are boys and the remaining 50 are girls.

1.6.2.2. SECONDARY DATA: Secondary data in the form of information necessary for the successful completion of the study has been collected by referring to various books and references as well as web.

1.6.3.1. METHODS OF DATA ANALYSIS:

The collected data was analysed in the following manner,

1.6.3.1. QUESTIONNAIRE FOR STUDENTS:

The data collected through questionnaire for students were analysed and interpreted and presented in the form of table and by using cartographic techniques.

1.6.3.2 TEXTUAL ANALYSIS:

The researcher analysed the sentences in the short stories and presented the analysis in the form of a table.

1.7. RESULTS AND DISCUSSION:**1.7.1. ANALYSIS OF QUESTIONNAIRE FOR STUDENTS:**

The analysis and interpretation of the questionnaire for students is as follows,

Table No. 2**Simplicity of vocabulary**

(Figures in percentage)

Sr. No.	No. and Name of The Story	Totally Difficult	Difficult	Not Sure	Easy	Totally Easy	Grand Total
1	1.The Daisy	4.00	24.00	14.00	38.00	20.00	100.00
2	2.The Girl With An Apple	0.00	6.00	26.00	24.00	44.00	100.00
3	3.Skeleton in the Cupboard	2.00	10.00	40.00	30.00	18.00	100.00
4	4.As You Like It	6.00	20.00	28.00	40.00	6.00	100.00

(Source: Fieldwork)

I. Out of the total, 4% respondents consider the story1 totally difficult, 24% respondents consider the story difficult 14 % respondents are not sure whereas 38 % respondents consider the story easy and 20% consider it totally easy.

II. .Out of the total, 0% respondents consider the story 2 totally difficult, 6% respondents consider the story difficult 26 % respondents are not sure whereas 24 % respondents consider the story easy and 44 % consider it totally easy.

III. Out of the total, 2% respondents consider the story 3 totally difficult, 10% respondents consider the story difficult 40 % respondents are not sure whereas 30 % respondents consider the story easy and 18 % consider it totally easy.

IV. Out of the total, 6% respondents consider the story 4 totally difficult, 20% respondents consider the story difficult 28 % respondents are not sure whereas 40 % respondents consider the story easy and 6% consider it totally easy.

Table No. 3
Simplicity of Structure

(Figures in percentage)

Sr.No.	No. and Name of The Story	Totally Difficult	Difficult	Not Sure	Easy	Totally Easy	Grand Total
1	The Daisy	10.00	24.00	22.00	26.00	18.00	100.00
2	The Girl With An Apple	10.00	8.00	32.00	32.00	18.00	100.00
3	Skeleton in the Cupboard	6.00	12.00	22.00	32.00	28.00	100.00
4	As You Like It	8.00	18.00	24.00	28.00	22.00	100.00

(Source: Fieldwork)

I. Out of the total, 10% respondents consider the story1 totally difficult, 24% respondents consider the story difficult 22 % respondents are not sure whereas 26 % respondents consider the story easy and 18% consider it totally easy.

II. Out of the total, 10% respondents consider the story 2 totally difficult, 8% respondents consider the story difficult 32 % respondents are not sure whereas 32 % respondents consider the story easy and 18% consider it totally easy.

III. Out of the total, 6% respondents consider the story 3 totally difficult, 12% respondents consider the story difficult 22 % respondents are not sure whereas 32 % respondents consider the story easy and 28% consider it totally easy.

IV. Out of the total, 8% respondents consider the story 4 totally difficult, 18% respondents consider the story difficult 24 % respondents are not sure whereas 28 % respondents consider the story easy and 22% consider it totally easy.

Table No. 4**Simplicity of Language Style**

(Figures in percentage)

SR. No.	No. and Name of The Story	Totally Difficult	Difficult	Not Sure	Easy	Totally Easy	Grand Total
1	1. The Daisy	16.00	12.00	28.00	22.00	22.00	100.00
2	2.The Girl with An Apple	8.00	2.00	16.00	38.00	36.00	100.00
3	3. Skeleton in the Cupboard	4.00	8.00	34.00	36.00	18.00	100.00
4	4. As You Like It	10.00	24.00	18.00	36.00	12.00	100.00

(Source: Fieldwork)

I. Out of the total, 16% respondents consider the story1 totally difficult, 12% respondents consider the story difficult 28 % respondents are not sure whereas 22 % respondents consider the story easy and 22% consider it totally easy.

II. Out of the total, 8% respondents consider the story 2 totally difficult, 2% respondents consider the story difficult 16 % respondents are not sure whereas 38 % respondents consider the story easy and 36% consider it totally easy.

III. Out of the total, 4 % respondents consider the story 3 totally difficult, 8 % respondents consider the story difficult 34 % respondents are not sure whereas 36 % respondents consider the story easy and 18% consider it totally easy.

IV. Out of the total, 10 % respondents consider the story 4 totally difficult, 24% respondents consider the story difficult 18 % respondents are not sure whereas 36 % respondents consider the story easy and 12 % consider it totally easy.

Table No. 5**Simplicity of Reading**

(Figures in percentage)

Sr. No.	No. and Name of The Story	Totally Difficult	Difficult	Not Sure	Easy	Totally Easy	Grand Total
1	1. The Daisy	6.00	14.00	14.00	42.00	24.00	100.00
2	2.The Girl with An Apple	6.00	12.00	14.00	26.00	42.00	100.00
3	3. Skeleton in the Cupboard	0.00	14.00	26.00	28.00	32.00	100.00
4	4. As You Like It	2.00	14.00	30.00	32.00	22.00	100.00

(Source: Fieldwork)

I. Out of the total, 6% respondents consider the story1 totally difficult, 14% respondents consider the story difficult 14 % respondents are not sure whereas 42 % respondents consider the story easy and 24% consider it totally easy.

II. Out of the total, 6 % respondents consider the story 2 totally difficult, 12 % respondents consider the story difficult 14 % respondents are not sure whereas 26 % respondents consider the story easy and 42 % consider it totally easy.

III. Out of the total, 0% respondents consider the story 3 totally difficult, 14% respondents consider the story difficult 26 % respondents are not sure whereas 28 % respondents consider the story easy and 32% consider it totally easy.

IV. Out of the total, 2% respondents consider the story 4 totally difficult, 14% respondents consider the story difficult 30 % respondents are not sure whereas 32 % respondents consider the story easy and 22% consider it totally easy.

Table No. 6

Simplicity of Understanding

(Figures in percentage)

Sr. No.	No. and Name of The Story	Totally Difficult	Difficult	Not Sure	Easy	Totally Easy	Grand Total
1	1. The Daisy	16.00	16.00	14.00	26.00	28.00	100.00
2	2.The Girl with An Apple	0.00	14.00	22.00	26.00	38.00	100.00
3	3. Skeleton in the Cupboard	2.00	2.00	24.00	28.00	36.00	100.00
4	4. As You Like It	8.00	8.00	20.00	38.00	18.00	100.00

(Source: Fieldwork)

I. Out of the total, 16% respondents consider the story1 totally difficult, 16% respondents consider the story difficult 14 % respondents are not sure whereas 26 % respondents consider the story easy and 28% consider it totally easy.

II. Out of the total, 0% respondents consider the story 2 totally difficult, 14% respondents consider the story difficult 22 % respondents are not sure whereas 26 % respondents consider the story easy and 38% consider it totally easy.

III. Out of the total, 2% respondents consider the story 3 totally difficult, 2% respondents consider the story difficult 24 % respondents are not sure whereas 28 % respondents consider the story easy and 36% consider it totally easy.

IV. Out of the total, 8% respondents consider the story 4 totally difficult, 8% respondents consider the story difficult 20 % respondents are not sure whereas 38 % respondents consider the story easy and 18% consider it totally easy.

1.7.2 ANALYSIS OF THE SENTENCES IN THE STORIES:

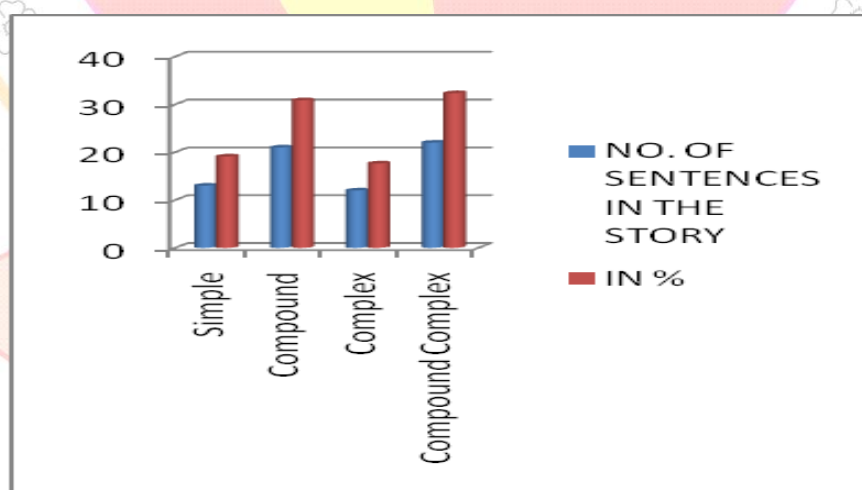
The researcher analysed the sentences in the four stories, the tabular data and the interpretation is as follows,

Table No. 7
STORY 1. THE DAISY

Sr. No.	Type of sentence	No. of sentences in the story	In percentage
1	Simple	13	19.12
2	Compound	21	30.88
3	Complex	12	17.65
4	Compound Complex	22	32.35
	Grand Total	68	100

(Source: Textual Analysis)

Graph No. 1
Types of sentences in 'The Daisy'



From the Table No.7 and Graph No. 1, there are 19.12 % simple sentences, 30.88 % compound sentences, 17.65 % complex sentence and the remaining are 32.35 % compound complex sentences.

Table No. 8

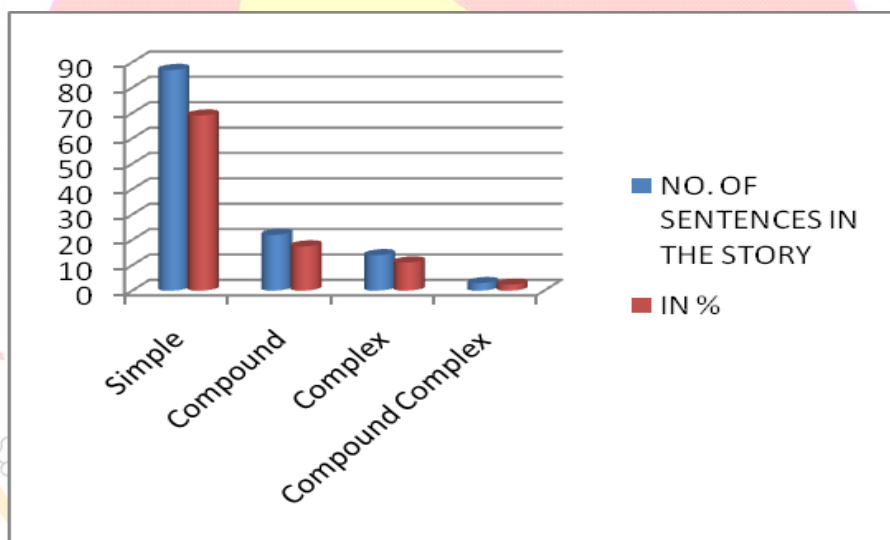
STORY 2. THE GIRL WITH AN APPLE

Sr. No.	Type of sentence	No. of sentences in the story	In percentage
1	Simple	87	69.05
2	Compound	22	17.46
3	Complex	14	11.11
4	Compound Complex	3	2.38
	Grand Total	126	100

(Source: Textual Analysis)

Graph No. 2

Types of Sentences in 'The Girl With An Apple'



From the Table No.8 and Graph No. 2, there are 69.05 % simple sentences, 17.46 % compound sentences, 11.11 % complex sentence and the remaining are 02.38 % compound complex sentences.

Table No. 9

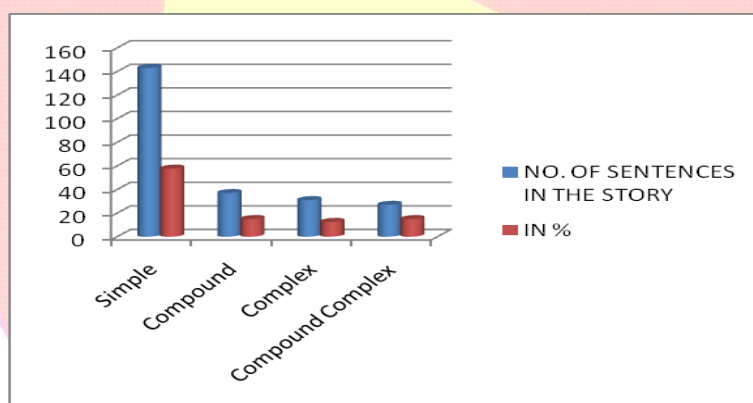
STORY 3. SKELETON IN THE CUPBOARD

Sr. No.	Type of sentence	No. of sentences in the story	In percentage
1	Simple	143	57.66
2	Compound	37	14.92
3	Complex	31	12.50
4	Compound Complex	27	14.92
	Grand Total	248	100

(Source: Textual Analysis)

Graph No. 3

Types of Sentences in 'Skeleton in the Cupboard'



From the Table No.9 and Graph No. 3, there are 57.66 % simple sentences, 14.92 % compound sentences, 12.50 % complex sentence and the remaining are 14.92 % compound complex sentences.

Table No. 10

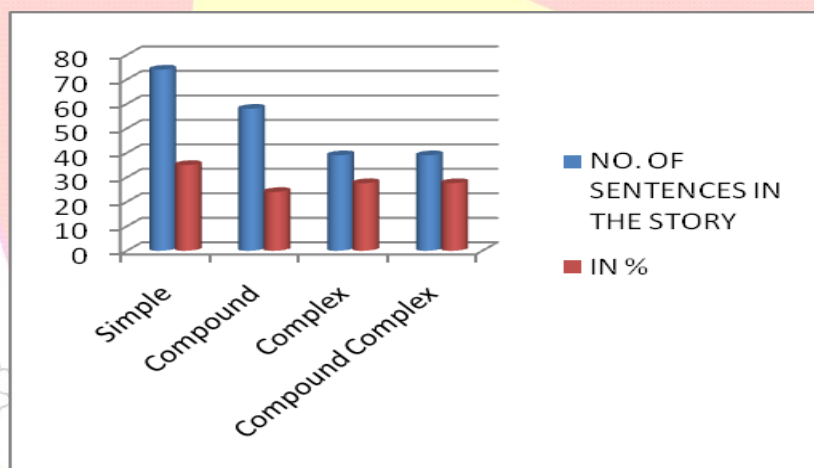
STORY 4. AS YOU LIKE IT

Sr. No.	Type of sentence	No. of sentences in the story	In percentage
1	Simple	74	35.24
2	Compound	58	27.62
3	Complex	39	18.57
4	Compound Complex	39	18.57
	Grand Total	210	100

(Source: Textual Analysis)

Graph No.4

Types of Sentences in 'As You Like It'



From the Table No.9 and Graph No. 3, there are 57.66 % simple sentences, 14.92 % compound sentences, 12.50 % complex sentence and the remaining are 14.92 % compound complex sentences.

1.8 FINDINGS AND CONCLUSIONS:

1. The presents study reveals that out of the four stories, 'The Girl With An Apple' is very easy in terms of vocabulary.

2. The presents study shows that out of the four stories, 'Skeleton in the Cupboard' is very easy in terms of structure.
3. The study observes that the second story, 'The Girl With An Apple' is very easy in terms of language style.
4. The study observes that the second story, 'The Girl With An Apple' is very easy for reading.
5. The study observes that in the view point of understanding, the second story 'The Girl With An Apple' is easy to understand.
6. The present study concludes that the second story 'The Girl With An Apple' is the simplest of all the four stories.

1.9 RECOMMENDATIONS:

1. The order of presentation of the four stories should be according to its level of difficulty, beginning with a simple story and ending with a difficult one.
2. Some dictionary activity should be given at the end of the story.
3. The Board of Studies should take special care of gradation of each story.

Bibliography:-

Cambridge International Dictionary of English, Ed. Procter et. al., New Delhi, CUP, 2002.

Concise Companion to the English Language, Ed. McArthur T. and McArthur R., New York, OUP, 2005.

D'Souza A. and Kulkarni G., *Enriching Oral Skills*, Kolhapur, Phadke Prakashan, 2007.

Encarta World English Dictionary of English, Ed. Procter et.al. New Delhi, CUP, 2002.

Glendinning E. and Holmstrom B., *Study Reading: A Course in Reading for Academic Purposes*, New Delhi, CUP, 2007.

Nagaraj G., *English Language Teaching: Approaches, Methods, Techniques*, Hyderabad, Orient Longman Private Limited, 2008.

Paliwal A. K., *Perspectives on English Language Teaching*, Jaipur, Surbhi Publications, Jaipur (India), 2002.

Sharma Y. and Sharma M., *Conceptual and Practical Aspects of English Teaching*, New Delhi, Kanishka Publishers and Distributors, 2011.

Webliography:-

27 Nov. 2013, http://www.studyskills.sorton.ac.uk./studytips/reading_skills.html

27 Nov. 2013, <http://www.m.wikihow.com/ImproveYour> Reading- Skills>

28 Nov. 2013, <http://www.nc/rc.org/essentials/reading/stratread.html>>

